





2025 Flower Power Inv.

Team Results

Mar 14-16, 2025

Page: 1
 Printed: 3/16/2025 5:42:07 PM
 Women / XB / All Ages
 Session: 8B

| Rank | Gym | Team | Score |  |  |  |  |
|------|----------------|------|---------|---|---|---|---|
| 1 | Bayshore Elite | * | 115.275 | 29.000 1 | 28.675 4 | 29.225 1 | 28.375 2 |
| 2 | Flip 2 It | * | 114.875 | 28.100 3 | 29.450 1 | 28.800 3 | 28.525 1 |
| 3 | Extreme | * | 113.700 | 28.450 2 | 28.725 3 | 28.825 2 | 27.700 5 |
| 4 | Auburn | * | 113.450 | 27.700 5 | 29.050 2 | 28.500 4 | 28.200 3 |
| 5 | Inversion | * | 111.975 | 27.950 4 | 28.275 6 | 27.600 6 | 28.150 4 |
| 6 | All Star | * | 110.625 | 27.550 6 | 28.325 5 | 27.900 5 | 26.850 6 |